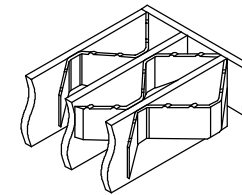
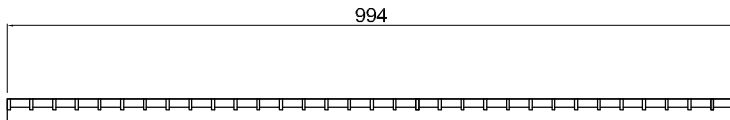
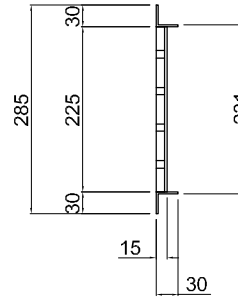
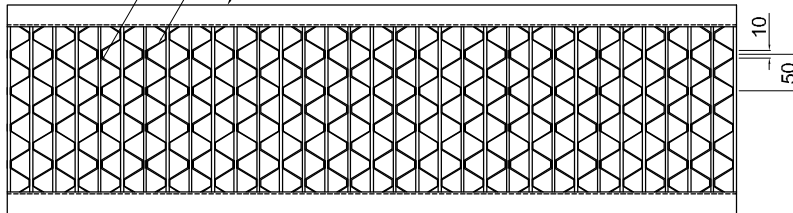


主部材 FB 4x15 @30.95

補助部材 PL1.2x12

山形鋼 L 30x30x3



スベリ止め詳細図(N.T.S)

材 質 SUS304

殿 ユニバーサルデザインゲージング 歩道用 U字溝用みぞふた 溝幅240用 UKUS 15-24	ORDER No.	MANAGER	
	WORK No.	CHECKED BY	
	QUANTITY	DESIGNED BY	
	WEIGHT	DRAWN BY	
	LEAF No.	DRAWING No.	SCALE
決定図	承認図	訂正図 ()	参考図
P12-20		1/10	
 Kawagure Co., Ltd.			