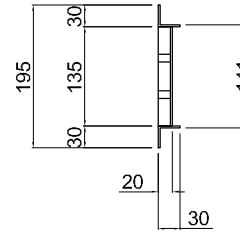
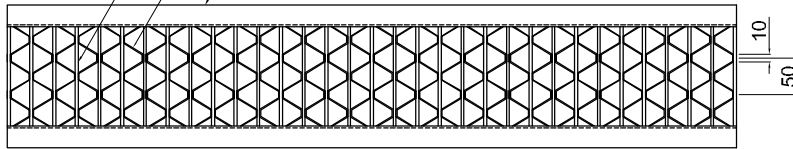


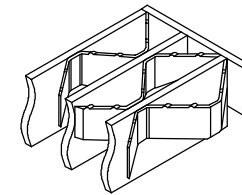
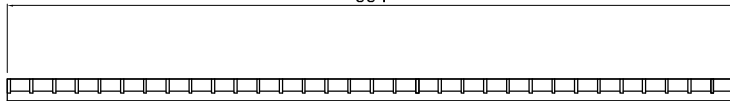
主部材 FB 4x20 @30.95

補助部材 PL1.2x17

山形鋼 L 30x30x3



994



スベリ止め詳細図(N.T.S)

材 質 SUS304

殿 ユニバーサルデザインレーチング T-2 U字溝用みぞぶた 溝幅150用 UKUS 20-15	ORDER No.	MANAGER			
	WORK No.	CHECKED BY			
	QUANTITY	DESIGNED BY			
	WEIGHT	DRAWN BY			
	LEAF No.	DRAWING No.	SCALE		
決定図	承認図	訂正図 ( )	参考図	P12-09	1/10



**Kawagure Co., Ltd.**