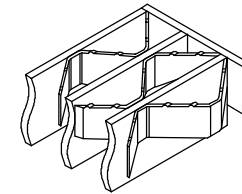
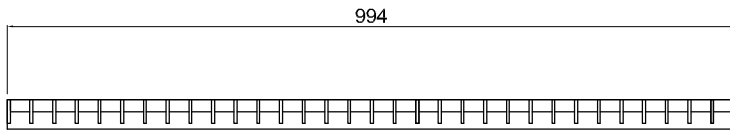
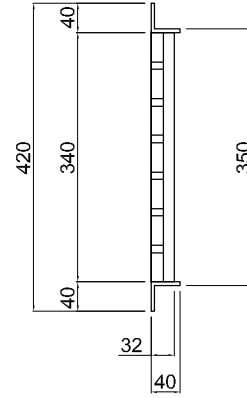
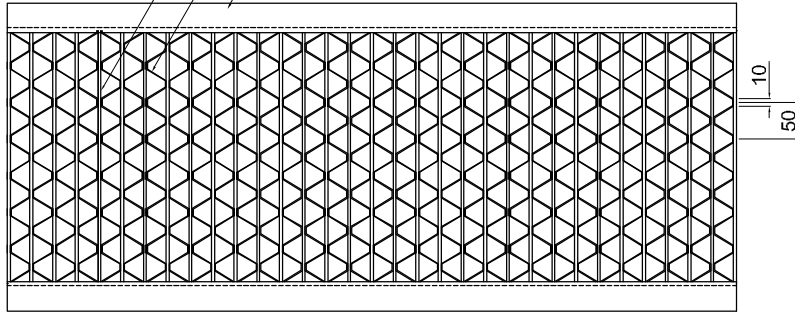


主部材 FB 4x32 @30.95

補助部材 PL1.2x17

山形鋼 L 40x40x5



スベリ止め詳細図(N.T.S)

材 質 SUS304

殿 ユニバーサルデザインゲージング T-2 U字溝用みぞふた 溝幅360用 UKUS 32-36	ORDER No.	MANAGER			
	WORK No.	CHECKED BY			
	QUANTITY	DESIGNED BY			
	WEIGHT	DRAWN BY			
	LEAF No.	DRAWING No.	SCALE		
決定図	承認図	訂正図( )	参考図	P12-14	1/10



**Kawagure Co., Ltd.**